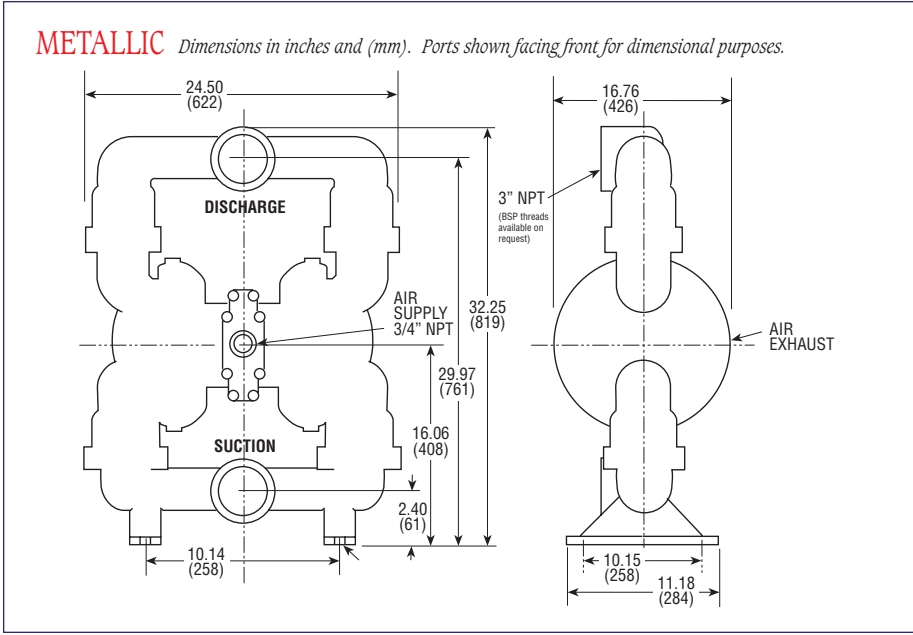


BOLTED SERIES

3"

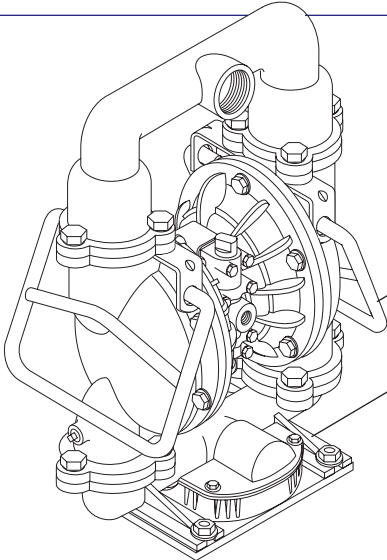
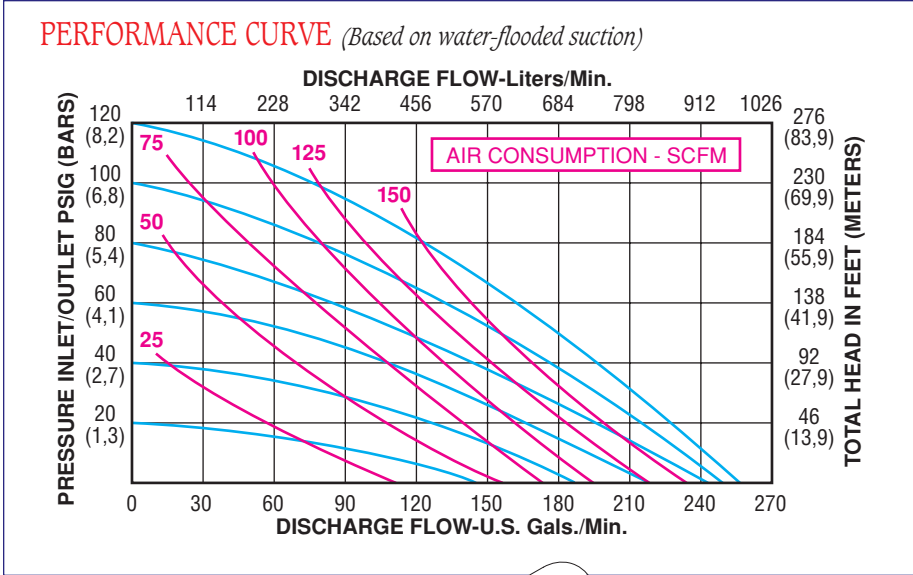


METALLIC MODELS:

- AL-30** (Aluminum/Urethane/Geolast®) 130 lbs. (59 kg.)
- AL-30E** (Aluminum/Santoprene®/EPDM) 130 lbs. (59 kg.)
- AL-30T** (Aluminum/PTFE) 130 lbs. (59 kg.)
- AL-30V** (Aluminum/Viton®) 130 lbs. (59 kg.)

SPECIFICATIONS:

- Capacity:**
Adjustable 0 to 255 GPM (965 liters/min.)
- Maximum Temperature:**
All Models 200°F (93°C)
- Maximum Air Pressure:**
All Models 120 PSI (8,5 bar)
- Minimum Air Pressure:**
All Models 20 PSI (1,3 bar)
- Dry Lift Capacity @ 100 PSI (6,8 bar):**
Models w/PTFE balls 10 ft. (3 meters)
Other Models 15 ft. (4,5 meters)
- Maximum Solids:** 7/16" (11,1 mm)
- Air Supply:**
Inlet 3/4" NPT Female
• Air flow control valve supplied
Outlet 3/4" NPT Female
• Muffler supplied
- Fluid Inlet/Discharge:**
Metallic Models 3" NPT Female
• For optional BSP threads add -P15 to Model No.



Optional 3" Pump Accessories

- **Carry Handles**
Part No. 52000
(Kit contains 2 handles)
- **Strainer Base**
Part No. 53000